
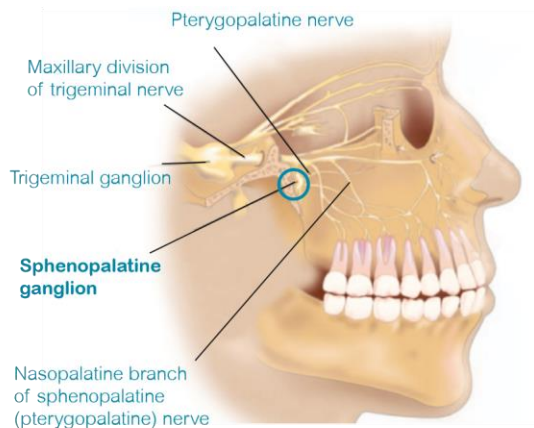


SPHENO CATH[®]

Intranasal Catheter

A new patented device
and method for achieving
an SPG Block in
headache patients





Sphenopalatine Ganglion and Migraine

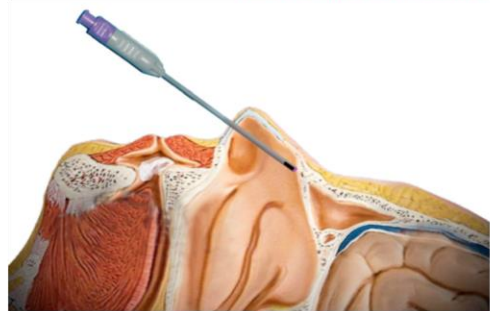
The sphenopalatine ganglion (SPG) is a key structure to migraine. It is located in the pterygopalatine fossa lateral to the sphenopalatine foramen. The SPG includes cranial autonomics that when activated result in increased cerebral blood flow. The SPG has trigeminal nerve inputs from the maxillary branch distal to the middle meningeal nerve which contribute to nociception of the periorbital dura and middle cranial fossa.

The SphenoCath® Solution

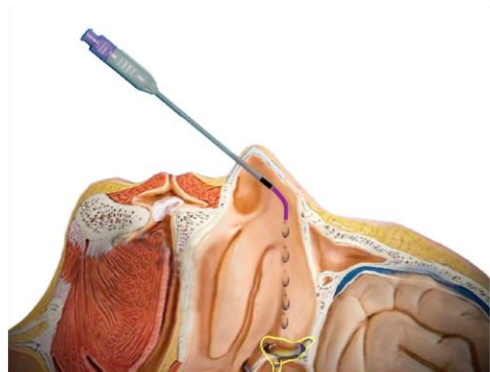
The use of SPG block with local anesthetic has been reported to be effective in primary headache syndromes including migraine, cluster headache and several trigeminal autonomic cephalgias. The revolutionary SphenoCath® device is designed to administer small amounts of anesthetic into the nasal cavity for the purpose to treat headache disorders. It is composed of a semi-flexible radiopaque sheath with an inner, pliable catheter and a hub with luer lock. The gentle and comfortable procedure using the SphenoCath® effectively provides immediate and long-lasting pain relief.



The SphenoCath® Solution



The SphenoCath® Procedure - Step 1



The SphenoCath® Procedure - Step 2

The SphenoCath® Procedure

1. The SphenoCath® is advanced anterior to the middle turbinate until catheter tip gently contacts the superior mucosa.
2. The inner catheter is extended and the local anesthetic is injected to fill the sphenopalatine fossa.
3. The patient remains supine with neck extended and head in 30° external rotation for 7-10 minutes.

Benefits of using the SphenoCath® Device:

- Simple and quick procedure - less than 15 minutes
- Majority of patients experience immediate relief
- High success rate
- Low risk procedure
- Safe for adults of any age, pregnant women and children
- Reimbursed by health insurance

SphenoCath® is a registered trademark of Dolor Technologies, LLC and is protected by U.S., EU, and other international laws

SphenoCath®

Manufactured by

Dolor Technologies, LLC
36435 N. Porta Nuova Way
Scottsdale, AZ 85262
USA

Tel +1 801 386 9400
Fax +1 385 722 5756

www.sphenocath.com

PARIMED

MEDICAL PRODUCTS

Distributed by

Parimed GmbH
Unter Sagi 6
CH-6362 Stansstad
Switzerland

Tel +41 (0)41 312 11 11
Fax +41 (0)41 312 11 13

www.parimed.ch